

MONTHLY STATISTICAL BULLETIN

OCTOBER 2020

Market capitalization: 179.077.383.395

Turnover: 427.260.792

Number of transactions: 1.376

MBI10: 4.428,65

↓0,77%

↑4,61%

↓21,01%

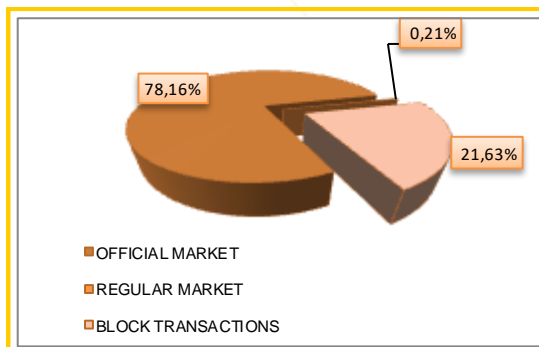
↓1,26%

BASIC INDICATORS

TURNOVER (denars)	September 2020	October 2020	% of change
TRADING IN BEST	385.467.468	334.843.767	-13,13
SHARES	383.308.997	333.840.854	-12,91
BONDS	2.158.471	1.002.913	-53,54
OTHER SECURITIES	0	0	
DAILY AVERAGE TURNOVER (denars)	18.355.594	16.742.188	-8,79
DAILY AVERAGE NUMBER OF TRANSACTIONS	82	68	-17,07
BLOCK TRANSACTIONS	22.956.350	92.417.025	302,58
PUBLIC AUCTIONS	0	0	-
PUBLIC OFFERING	0	0	-
TOTAL	408.423.818	427.260.792	4,61
NUMBER OF TRANSACTIONS			
TRADING IN BEST	1.736	1.366	-21,31
BLOCK TRANSACTIONS	6	10	66,67
PUBLIC AUCTIONS	0	0	-
PUBLIC OFFERING	0	0	-
TOTAL	1.742	1.376	-21,01
MARKET CAPITALIZATION (denars)			
MARKET CAPITALIZATION OF SHARES	180.469.481.499	179.077.383.395	-0,77
OFFICIAL MARKET-SHARES	176.327.439.184	174.935.341.080	-0,79
MARKET OF JOINT STOCK COMPANIES WITH SPECIAL REPORTING OBLIGATIONS	4.142.042.315	4.142.042.315	0,00
MARKET CAPITALIZATION OF BONDS	12.617.559.475	12.621.532.633	0,03
MARKET CAPITALIZATION OF OTHER SECURITIES	313.102.125	313.102.125	0,00
TOTAL MARKET CAPITALIZATION	193.400.143.099	192.012.018.153	-0,72
MBI10	4.485,18	4.428,65	-1,26
OMB	133,02	133,16	0,11
NUMBER OF LISTED SECURITIES	100	100	0,00
NUMBER OF TRADING DAYS	21	20	-4,76

TURNOVER STRUCTURE

Market segment	Turnover (denars)	Turnover (EUR)	%	Number of transactions
OFFICIAL MARKET	333.955.611	5.413.006	78,16	1.348
REGULAR MARKET	888.156	14.396	0,21	18
BLOCK TRANSACTIONS	92.417.025	1.497.966	21,63	10
TOTAL	427.260.792	6.925.368	100,00	1.376



MONTHLY STATISTICAL BULLETIN

10 MOST LIQUID SHARES (Official market)

Issuer	Max (denars)	Min (denars)	Average price (denars)	Volume	Turnover (denars)	Turnover (EUR)	%	Num. of trans.	Market capitalization (denars)
Komercijalna banka Skopje	7.000,00	6.650,00	6.799,88	17.960	121.853.960	1.975.101	36,60	420	15.482.727.711
Alkaloid Skopje	12.697,00	12.157,00	12.386,70	4.425	54.778.142	887.886	16,45	238	17.573.536.652
Makpetrol Skopje	74.499,00	66.000,00	68.990,29	642	45.226.403	733.066	13,58	172	7.754.358.000
NLB Banka Skopje	18.750,00	17.250,00	17.517,93	2.295	40.206.952	651.704	12,08	135	15.911.805.516
Granit Skopje	1.060,00	1.000,00	1.027,60	34.855	35.883.854	581.632	10,78	115	3.170.398.194
Stopanska banka Skopje	1.159,00	1.070,00	1.115,83	6.520	7.228.555	117.165	2,17	59	19.021.643.897
Replek Skopje	93.888,00	86.330,00	90.475,50	34	3.030.342	49.118	0,91	12	2.332.800.000
UNI Banka Skopje	2.450,00	2.260,00	2.366,35	1.165	2.797.635	45.346	0,84	15	1.233.930.620
Makedonski Telekom Skopje	320,00	313,00	317,35	8.773	2.786.571	45.167	0,84	16	29.997.538.140
TTK Banka Skopje	1.301,00	1.280,00	1.293,70	2.051	2.659.139	43.101	0,80	24	1.172.437.484
Rest				58.233	16.501.145	267.463	4,96	130	61.284.164.864
Total				136.953	332.952.698	5.396.750	100,00	1.336	174.935.341.080

TOP GAINERS / TOP LOSERS—OFFICIAL MARKET

Issuer	Average price (denars) 30.09.2020	Average price (denars) 31.10.2020	% of change
TOP GAINERS			
Lotarija na Makedonija Skopje	106,00	135,00	27,36
NLB Banka Skopje	17.582,50	18.630,76	5,96
RZ Ekonomika Skopje	68,00	70,00	2,94
Beton Skopje	6.446,05	6.600,00	2,39
Cementarnica USJE Skopje	25.001,00	25.400,00	1,60
TOP LOSERS			
FZC 11 Oktomvri Kumanovo	600,00	431,00	-28,17
RZ Tehnicka kontrola Skopje	701,00	583,00	-16,83
Hoteli Metropol Ohrid	291,00	265,00	-8,93
Makedonijaturist Skopje	4.000,00	3.700,00	-7,50
UNI Banka Skopje	2.400,00	2.260,00	-5,83

OVERVIEW OF THE TRADING WITH BONDS

	HIGH (%)	LOW (%)	Last daily average price(%)	Last trading day	Volume	Turnover (denars)	Turnover (EUR)	Yield to maturity *
Government bonds-denationalization XI issue (RMDEN11)	99,70	99,70	99,70	26.10.2020	1.013	62.311	1.010	2,27%
Government bonds-denationalization XV issue (RMDEN15)	99,70	99,00	99,70	26.10.2020	5.195	318.036	5.155	2,10%
Government bonds-denationalization XVI issue (RMDEN16)	99,00	99,00	99,00	08.10.2020	3.327	203.206	3.294	2,29%
Government bonds-denationalization XVIII issue (RMDEN18)	99,00	99,00	99,00	15.10.2020	6.866	419.360	6.797	2,23%

* The model for calculation of annual average yield to maturity is adapted to the characteristics of the bonds. Calculation date is 30.10.2020 using the last average price of the bonds.

MONTHLY STATISTICAL BULLETIN

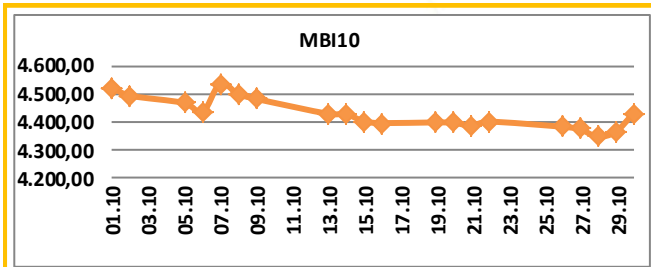
MBI10

Value at 30.10.2020 **4.428,65**

MAX Value in October (07.10.2020) 4.536,00

MIN Value in October (28.10.2020) 4.346,12

% of change from 30.12.2019 -4,74%

All about MBI10 on: <http://www.mse.com.mk/Indicies.aspx?Index=MBI10>

Composition of MBI10	Turnover (denars)	Volume	Num. of trans.	Last average price	% of monthly change of price
Alkaloid AD Skopje	54.778.142	4.425	238	12.277,57	-1,78
Granit AD Skopje	35.883.854	34.855	115	1.032,24	0,22
Komercijalna banka AD Skopje	158.600.560	23.324	425	6.793,45	-1,71
Makpetrol AD Skopje	51.106.403	726	173	69.000,00	-1,37
Makedonijaturist AD Skopje	2.281.350	608	16	3.700,00	-7,50
Stopanska banka AD Skopje	7.228.555	6.520	59	1.089,43	-4,33
TTK banka AD Skopje	2.659.139	2.051	24	1.291,39	-0,66
Makedonski Telekom AD Skopje	2.786.571	8.773	16	313,00	-1,57
Stopanska banka AD Bitola	6.098.193	2.163	22	2.810,00	-3,83
NLB Banka AD Skopje	84.321.952	4.845	137	18.630,76	5,96

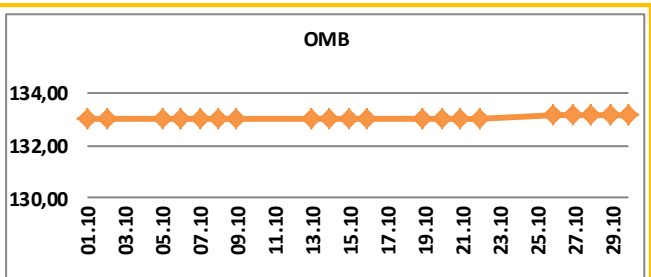
OMB

Value at 30.10.2020 **133,16**

MAX Value in October (26.10.2020) 133,16

MIN Value in October (02.10.2020) 133,02

% of change from 30.12.2019 0,19%

All about OMB on: <http://www.mse.com.mk/Indicies.aspx?Index=OMB>

Composition of OMB	Turnover (denars)	Volume	Num. of trans.	Last average price	% of monthly change of price
Government bonds-denationalization XIII issue (RMDEN13)		0	0	99,00	0,00
Government bonds-denationalization XIV issue (RMDEN14)		0	0	99,20	0,00
Government bonds-denationalization XV issue (RMDEN15)	318.036	5.195	2	99,70	0,71
Government bonds-denationalization XVI issue (RMDEN16)	203.206	3.327	3	99,00	0,00
Government bonds-denationalization XVII issue (RMDEN17)		0	0	99,00	0,00
Government bonds-denationalization XVIII issue (RMDEN18)	419.360	6.866	6	99,00	0,00



MONTHLY STATISTICAL BULLETIN

MBI10 LISTED COMPANIES RATIOS

Issuer	P/E Ratio ¹	Dividend yield ²	Foreign investors participation in October 2020	Foreign investors participation in September 2020	Change
Alkaloid AD Skopje	17,31	2,93%	2,95%	2,97%	-0,02%
Granit AD Skopje	10,43	3,23%	3,41%	3,49%	-0,08%
Komercijalna banka AD Skopje	8,48	8,10%	3,18%	3,20%	-0,02%
Makpetrol AD Skopje	8,85	2,90%	1,20%	1,18%	0,02%
Makedonijaturist AD Skopje	15,77	6,14%	0,80%	0,80%	0,00%
Stopanska banka AD Skopje	8,02	0,00%	92,36%	92,37%	-0,01%
TTK banka AD Skopje	10,82	8,52%	1,25%	1,25%	0,00%
Makedonski Telekom AD Skopje	19,93	4,92%	1,48%	1,48%	0,00%
Stopanska banka AD Bitola	54,82	0,00%	3,22%	3,22%	0,00%
NLB banka AD Skopje	8,60	0,00%	87,83%	87,82%	0,01%

[1] Share price at last day of trading in currently month, / Earnings per share

[2] The ratios are calculated using the data from the last published Audited financial reports and last paid dividend.

FOREIGN INVESTORS—OFFICIAL MARKET

September 2020	Foreign Legal investors October 2020	Foreign private investors October 2020	Total Foreign entities October 2020	Total Foreign entities September 2020	Change
Shares[3]	34,80%	1,18%	35,98%	35,98%	0,00%
Denationalization bonds[4]	0,18%	0,06%	0,24%	0,24%	0,00%
Continuous government bonds [5]	0,04%	0,00%	0,04%	0,10%	-0,06%

[3] Data as last day of trading in currently month according to the Central Securities Depository, regarding the participation of the foreign investors in the number of shares.

[4,5] Data as last day of trading in currently month according to the Central Securities Depository, regarding the participation of the foreign investors in the total nominal value of bonds.

FOREIGN AND DOMESTIC INVESTORS IN THE TOTAL TURNOVER [6]

	BUYING % of total	SELLING % of total
Foreign private investors	0,78%	1,41%
Foreign Legal investors	0,37%	1,63%
Total Foreign Legal entities	1,15%	3,04%
Domestic private investors	70,83%	61,22%
Domestic Legal investors	28,02%	35,73%
Total Domestic Legal entities	98,85%	96,96%

[6] Data as last day of trading in currently month according to the Central Securities Depository, regarding the participation of the foreign and domestic investors in the total turnover.

TURNOVER PER MEMBERS / in denars

Member	Code	Trading in BEST system	% of trading in BEST sys.	Block (denars)	% block	Public auctions	% of Public auctions	Public offering	% of Public offering	Total
Eurohaus AD Skopje	EH	132.346.359	19,76	154.923.200	83,82	0	0,00	0	0,00	287.269.559
ILIRIKA INVESTMENTS AD Skopje	IL	171.871.444	25,66	22.591.424	12,22	0	0,00	0	0,00	194.462.868
Komercijalna banka AD Skopje	KB	110.986.376	16,57	0	0,00	0	0,00	0	0,00	110.986.376
INVESTBROKER AD Skopje	MI	93.754.689	14,00	0	0,00	0	0,00	0	0,00	93.754.689
INOVO BROKER AD Skopje	IN	40.208.096	6,00	7.319.426	3,96	0	0,00	0	0,00	47.527.522
NLB Banka AD Skopje	TN	43.590.470	6,51	0	0,00	0	0,00	0	0,00	43.590.470
Stopanska banka AD Skopje	SB	26.184.485	3,91	0	0,00	0	0,00	0	0,00	26.184.485
TTK Banka Skopje	TK	22.639.439	3,38	0	0,00	0	0,00	0	0,00	22.639.439
Fersped Broker AD Skopje	FR	22.221.976	3,32	0	0,00	0	0,00	0	0,00	22.221.976
Sparkase banka AD Skopje	SP	5.884.200	0,88	0	0,00	0	0,00	0	0,00	5.884.200
Total		669.687.533	100,00	184.834.050	100,00	0	100,00	0	100,00	854.521.583

Turnover via BEST system and turnover in block trades is calculated on the basis of double counting, in order to include the executed cross trades by the MSE members in the structure of the overall MSE turnover. As since July 13, during the government auctions on the selling side there is no brokers (i.e. MSE performs this role), the turnover derived from government auctions is still calculated on the basis of single counting.

MONTHLY STATISTICAL BULLETIN

AS A REMINDER

The product of the Macedonian Stock Exchange **BESTNET ANALYTICS** is a modern internet service that helps investors in building well-founded investment strategies and in bringing valuable investment decisions.

BESTNET ANALYTICS contains:

- Data for more than **100** companies traded on the Macedonian Stock Exchange
- More than **70** different financial indicators of companies and more than **40** indicators for banks
- Monitoring and comparing the values for the last **3** years
- Tracking results by quarters
- Data in den, euros and dollars
- Data for paid dividends from companies for the last **4** years
- Data for the major shareholders of the company
- Data for management bodies of the company
- Data for related companies
- Comparison and monitoring of a large number of financial indicators
- Monitoring indicators by sectors and industries
- Graphic display of technical indicators
- Over **40** technical indicators and oscillators
- Monitoring of investments, determining their current value
- Calculation of gains / losses from unrealized transactions
- Calculation of gains / losses from trades executed
- Simulated portfolios

Шифра на XB	Датум на трансакција	Број на трансакција	Количина	Куповна вредност - вкупно (во ден.)	Датум на последна цена	Последна просечна цена	Вкупна вредност (во ден.)	Нереализирана добитка / загуба (во ден.)	% промена од купување на XB	% од вредноста на вкупните вложувања
GRNT	17.02.2009	X52515136						1.800.000,00	133,33%	3,74%
TELE	11.06.2009	1235649	600,00	360.000,00	21.01.2008	653,11	391.866,00	31.866,00	8,85%	1,00%


Тип на хартија	Шифра	Куповна вредност - вкупно (во ден.)	Датум на последна цена	Вкупна вредност (во ден.)	Нереализирана добитка / загуба (во ден.)	% промена од купување на XB	% од вредноста на вкупните вложувања
Share	TELE	360.000,00	21.01.2008	391.866,00	31.866,00	8,85%	1,00%

Тип на хартија	Шифра	Куповна вредност - вкупно (во ден.)	Датум на последна цена	Вкупна вредност (во ден.)	Нереализирана добитка / загуба (во ден.)	% промена од купување на XB	% од вредноста на вкупните вложувања
Bond	01 (RMДEHO1)	107.092,08	27.11.2007	117.888,35	11.198,57	10,85%	0,30%

Опис на XB	Податоци од тргувањето
Лазарен сегмент	Официјален пазар
Лазарен подсегмент	Берзанска котација - обични акции
Тип на XB	Обични акции
ISIN број	MKALKA101011
Вкупни издадени XB	1431353
Шифра на XB	ALK
Номинална вредност	25,56 EUR
Највисока цена во посл. 52 недели	4.599,00
Најниска цена во посл. 52 недели	3.799,00
% промена во посл. 30 дена	8,48%
% промена во посл. 3 месеци	6,98%
% промена во посл. 6 месеци	0,89%
% промена во посл. 1 година	-4,07%
Просечен дневен промет во посл. 30 дена	645.146,23
Просечен дневен промет во посл. 3 месеци	812.362,12
Просечен дневен промет во тековната година	626.836,29
Просечен дневен промет во посл. 52 недели	1.304.591,88

For more information on : www.bestnet.com.mk

ПРАКТИЧНОСТ ВО 3 ЧЕКОРИ



Во промотивниот период до 31.12.2020 година,
бесплатно дигитализирајте до две Mastercard® картички.

www.kompay.mk



КомРау. Твојот мобилен паричник



комерцијална Банка аџ скопје

www.kb.com.mk контакт центар: (02) 3 296 800



МАКЕДОНСКА БЕРЗА
MACEDONIAN STOCK EXCHANGE